

## 8-DZF-14



### Applications

- > Electric vehicle
- > Electric wheelchair
- > Electric scooter
- > Electric play car for children
- > Garbage truck
- > Patrol car

### Specification

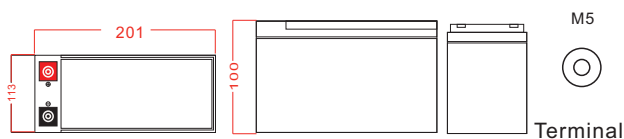
Nominal Voltage	16V
Nominal Capacity	14Ah
Design life	5 years
Terminal	M5
Approx. Weight	Approx6.25kg (13.8lbs)
Container Material	ABS
	<b>17.9Ah</b> 10Hour Rate (1.79A to 14.0V)
	<b>14.2Ah</b> 2Hour Rate (7.10A to 14.0V)
	<b>12.2Ah</b> 1Hour Rate (12.2A to 14.0V)
	Discharge: -20 ~50°C(-4~ 122°F)
Operating Temperature	Charge: -20 ~50°C(-4~ 122°F)
	Storage: -20 ~50°C(-4~ 122°F)
	Float Use:18.3-18.5V@25°C
Charge Method (25 °C)	Cycle Use :19.6-19.8V,@25°C
	Max charge current 2.8 A
	Self discharge

### General Features

- > High Corrosion Resistant Performance: Pb-Ca multi-alloy grid
- > High Energy Density and Power Density
- > Excellent Charge Acceptance Ability
- > Strong High and Low Temperature Performance
- > Optimized Capability of instant High-current Discharging



Dimension: 201(L)×113(W)×100(H)×100(TH) Unit: mm



### Constant Current Discharge Characteristics Unit: A (25°C, 77°F)

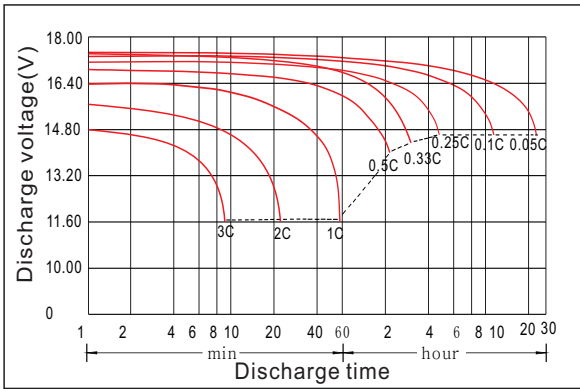
F.V/Time	5Min	15Min	30Min	1h	2h	3h	5h	8h	10h	20h
1.60V	65.6	35.3	21.5	12.6	7.21	5.33	3.50	2.25	1.85	0.97
1.65V	63.8	34.2	21.1	12.5	7.15	5.28	3.47	2.23	1.83	0.97
1.70V	61.2	33.5	20.7	12.4	7.10	5.20	3.42	2.21	1.81	0.96
1.75V	56.4	32.4	20.6	12.2	7.00	5.15	3.40	2.19	1.79	0.95
1.80V	50.4	30.1	19.7	11.9	6.87	5.12	3.32	2.18	1.78	0.95
1.85V	45.0	27.0	17.9	11.0	6.51	4.81	3.14	2.09	1.72	0.93

### Constant Power Discharge Characteristics Unit: W/cell(25°C, 77°F)

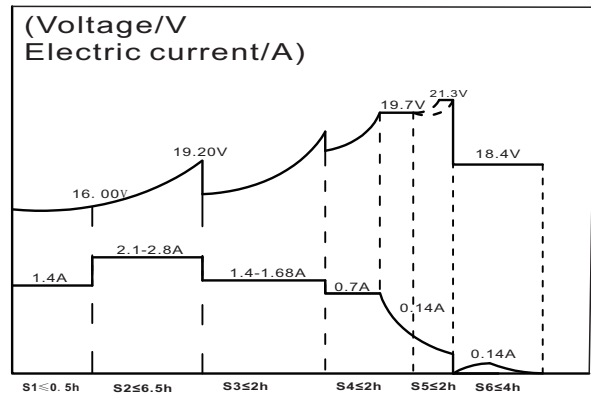
F.V/Time	5Min	15Min	30Min	1h	2h	3h	5h	8h	10h	20h
1.60V	99.9	56.5	35.2	21.5	12.3	9.19	6.02	3.97	3.22	1.74
1.65V	96.1	55.3	35.0	21.4	12.3	9.08	6.00	3.92	3.20	1.73
1.70V	95.7	54.8	35.0	21.2	12.3	9.03	5.95	3.92	3.15	1.72
1.75V	89.1	54.4	34.8	21.0	12.2	8.98	5.90	3.87	3.13	1.72
1.80V	81.9	51.3	33.8	20.9	12.2	8.94	5.86	3.85	3.08	1.71
1.85V	73.0	46.0	31.0	19.4	11.6	8.52	5.58	3.71	3.03	1.69

# 8-DZF-14

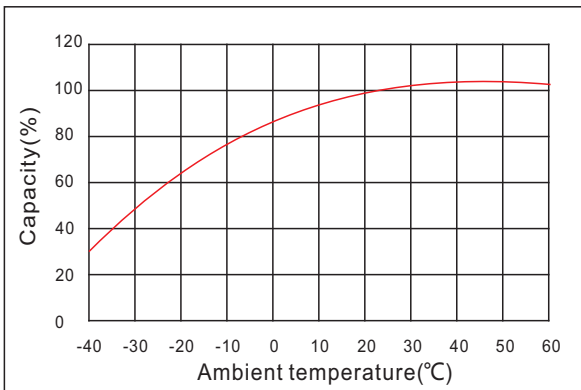
## Discharge characteristic



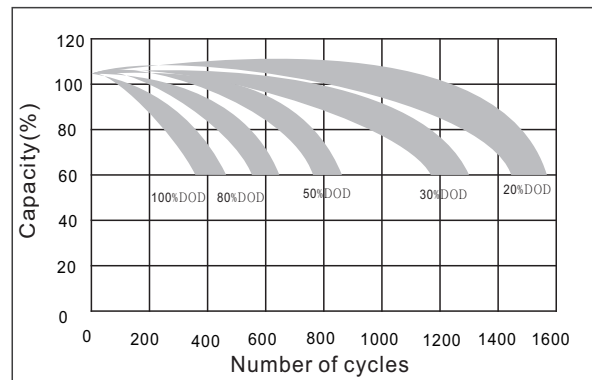
## Charging characteristic



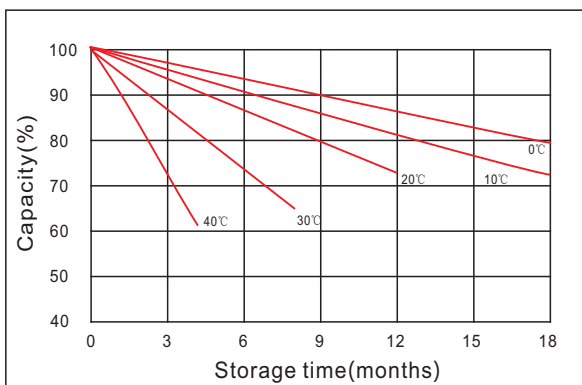
## The effect of temperature on capacity



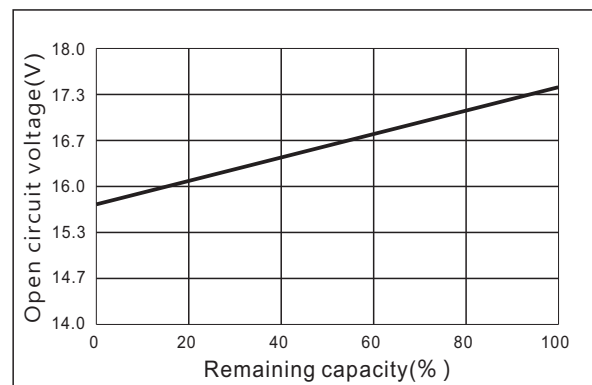
## The effect of discharge depth on cycle life



## Curves of self-discharge



## Curves of open circuit voltage vs. capacity



[www.kiju.com.cn](http://www.kiju.com.cn)    [info@kiju.com.cn](mailto:info@kiju.com.cn)

**Jiangxi Jingjiu Power Science&Technology Co. Ltd.**  
Add: 1388 Fushan No.1 Street, Xiaolan Economic Development Zone, Nanchang City, Jiangxi Province, China.

+86-791-85982779    +86-791-85989842

**Jiangxi Jingjiu Power ( Jiujiang ) Co. Ltd.**  
Add: Xiwang Rd, Aicheng Industrial Park, Yongxiu Country, Jiujiang City, Jiangxi Province, China.

