

## JH12-110W



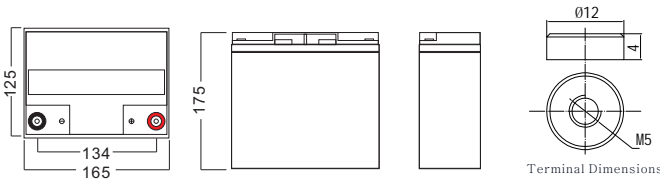
### General Features

- High corrosion resistant performance: Pb-Ca multi-alloy grid
- High energy density and power density
- Optimized capability of instant high-current discharging
- Excellent charge acceptance ability
- Excellent deep cycle discharge capability
- Strong high and low temperature performance
- Precision sealing technology

Long life



Dimension: 165(L)×125(W)×175(H)×175(TH) Unit: mm



### Applications

- UPS/EPS
- Power systems
- Telecommunications system
- Emergency lighting、Auto control system
- Solar/wind generating storage cyclic
- Other general purpose

### Specification

Nominal Voltage	12V
Nominal Capacity	24.0Ah(110W@15min-rate to 1.67V per cell @25 °C)
Design life	5 years
Terminal	M5
Approx. Weight	Approx8.90kg (19.6lbs)
Container Material	ABS(UL94-HB, UL94-V0 Optional)
Rated Capacity	<b>24.0Ah</b> 20Hour Rate (1.20A to 10.5V)
	<b>18.93Ah</b> 3Hour Rate (6.31A to 10.2V)
	<b>16.4Ah</b> 1Hour Rate (16.4A to 9.6V)
Internal resistance	Full charged at 25°C: 12.0 mΩ
Max. Discharge Current	360A(5S)
Operating Temperature	Discharge: -20 ~50°C(-4~ 122°F)
	Charge: -20 ~50°C(-4~ 122°F)
	Storage: -20 ~50°C(-4~ 122°F)
Charge current:	Max.6.00A ; Recom.2.40A
Charge Method (25 °C)	Float charge:13.5-13.8V,recom.13.8V(-18mV/ °C)
	Equalize charge:13.8-14.1V,recom.14.1V(-24mV/ °C)
	Cycle charge:14.4-15.0V,recom.14.7V(-30mV/ °C)
Self discharge	3% of capacity declined per month at 25°C

### Constant Current Discharge Characteristics Unit: A (25°C, 77°F)

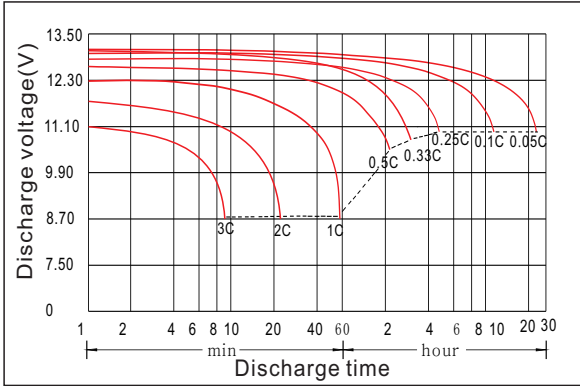
FV/Time	5min	10min	15min	30min	45min	1h	1.5h	2h	3h	4h	5h	6h	8h	10h	20h
1.60V	90.9	71.8	51.1	29.2	20.1	16.4	13.1	9.07	6.62	5.30	4.51	3.43	2.98	2.38	1.27
1.67V	84.8	67.6	49.2	28.2	19.7	16.1	12.6	8.71	6.43	5.14	4.42	3.39	2.93	2.35	1.25
1.70V	82.2	65.4	47.8	27.7	19.4	15.8	12.4	8.54	6.31	4.87	4.37	3.32	2.88	2.30	1.22
1.75V	79.5	62.4	46.1	26.7	18.9	15.4	12.1	8.33	6.22	4.80	4.18	3.26	2.81	2.26	1.20
1.80V	76.0	58.6	44.7	25.6	18.4	15.0	11.9	8.11	5.88	4.70	4.01	3.19	2.74	2.21	1.15
1.85V	71.1	55.1	42.2	24.7	17.9	14.6	11.5	7.62	5.53	4.42	3.77	2.99	2.58	2.08	1.08

### Constant Power Discharge Characteristics Unit: W/cell (25°C, 77°F)

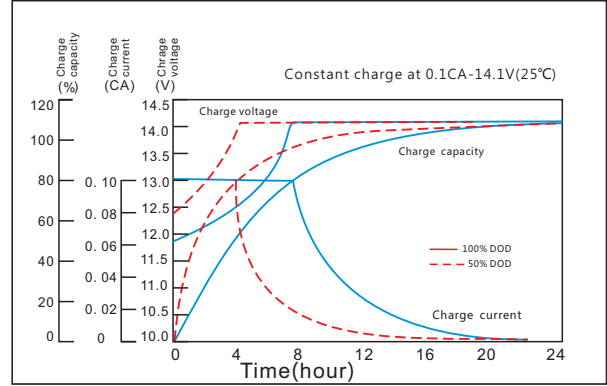
FV/Time	5min	10min	15min	30min	45min	1h	1.5h	2h	3h	4h	5h	6h	8h	10h	20h
1.60V	193	155	113	66.0	44.4	37.0	29.0	17.0	12.5	10.0	8.52	6.75	5.62	4.60	2.52
1.67V	182	149	110	64.0	43.2	36.0	29.0	16.4	12.2	9.72	8.36	6.63	5.53	4.52	2.45
1.70V	178	145	108	63.0	43.2	36.0	28.0	16.0	12.0	9.24	8.12	6.57	5.48	4.48	2.43
1.75V	174	140	105	61.0	43.2	36.0	28.0	15.7	11.8	9.12	7.96	6.42	5.25	4.38	2.38
1.80V	168	133	102	59.0	42.0	35.0	28.0	15.6	11.5	9.04	7.73	6.29	5.08	4.29	2.36
1.85V	162	127	98.0	58.0	40.8	34.0	27.0	14.7	10.8	8.50	7.27	5.91	4.78	4.03	2.22

## JH12-110W

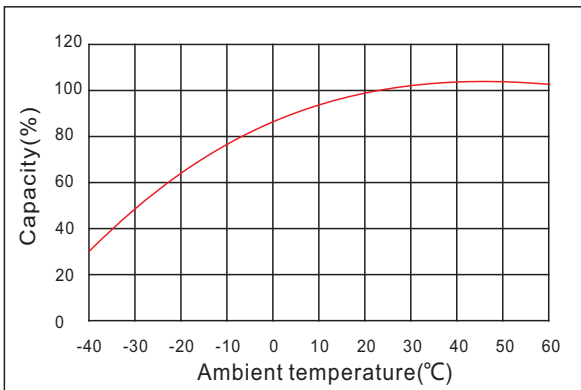
### Discharge characteristic



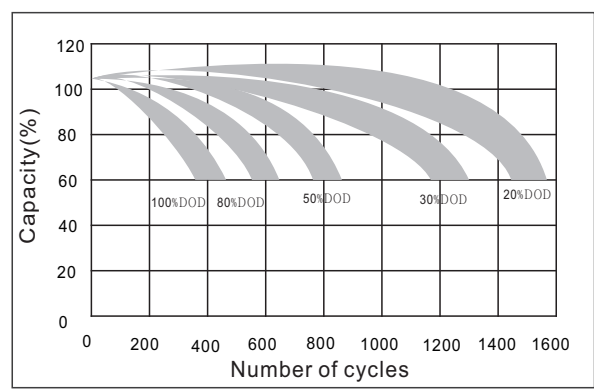
### Charging characteristic



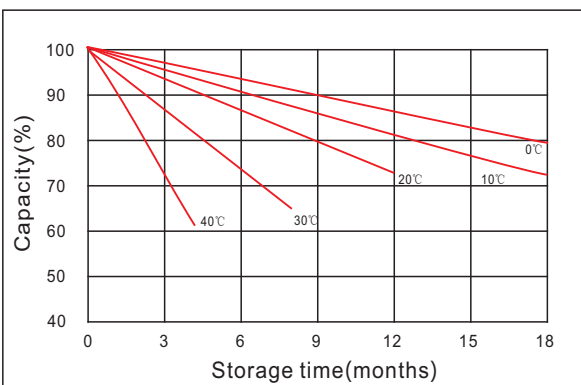
### The effect of temperature on capacity



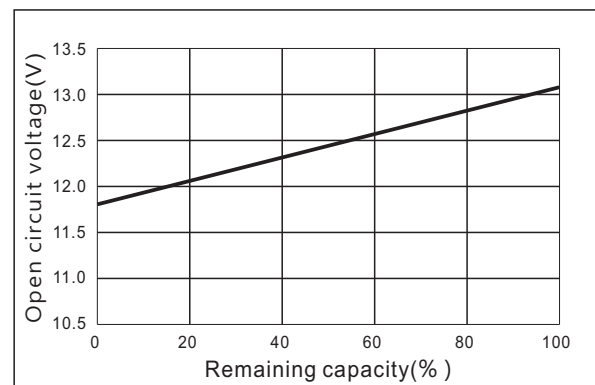
### The effect of discharge depth on cycle life



### Curves of self-discharge



### Curves of open circuit voltage vs. capacity



[www.kiju.com.cn](http://www.kiju.com.cn)    [info@kiju.com.cn](mailto:info@kiju.com.cn)

+86-791-85982779    +86-791-85989842

**Jiangxi Jingjiu Power Science&Technology Co. Ltd.**  
Add: 1388 Fushan No.1 Street, Xiaolan Economic Development Zone, Nanchang City, Jiangxi Province, China.

**Jiangxi Jingjiu Power ( Jiujiang ) Co. Ltd.**  
Add: Xiwang Rd, Aicheng Industrial Park, Yongxiu Country, Jiujiang City, Jiangxi Province, China.

