

JLG12-100TA

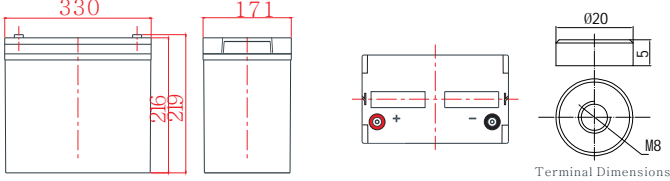


General Features

- › Nanosilica colloidal electrolyte and high tin positive plate alloy design to enhance battery performance
- › Relatively rich electrolyte, high temperature and low temperature performance is superior
- › Long cycle life, excellent deep cycle discharge ability
- › Excellent charge acceptance ability
- › Precision sealing technology



Dimension: 330(L) × 171(W) × 216(H) × 219(TH) Unit: mm



Applications

- › Solar / wind energy and other new energy storage
- › UPS/EPS
- › Power systems
- › Telecommunications system
- › Emergency lighting, Auto control system
- › Other general purpose

Specification

Nominal Voltage	12V
Nominal Capacity	100Ah
Design life	10 years
Terminal	M8
Approx. Weight	Approx 29.5kg (65.04lbs)
Container Material	ABS
Rated Capacity	100Ah 20Hour Rate (5.00A to 10.5V)
	76.2Ah 3Hour Rate (25.4A to 10.2V)
	62.6Ah 1Hour Rate (62.6A to 9.6V)
Internal resistance	Full charged at 25°C: 6 mΩ
Max. Discharge Current	950A(5S)
Operating Temperature	Discharge: -40 ~60°C (-40~ 140°F)
	Charge: -20 ~50°C (-4~ 122°F)
	Storage: -20 ~50°C (-4~ 122°F)
Charge current:	Max. 19.0A ; Recom. 9.50A
Charge Method (25°C)	Float Charge: 13.5-13.8V, recom. 13.5V (-18mV/°C)
	Equalize charge: 13.8-14.1V, recom. 14.1V (-24mV/°C)
	Cycle charge: 14.4-15.0V, recom. 14.4V (-30mV/°C)
Self discharge	3% of capacity declined per month at 25°C

Constant Current Discharge Characteristics Unit: A (25°C, 77°F)

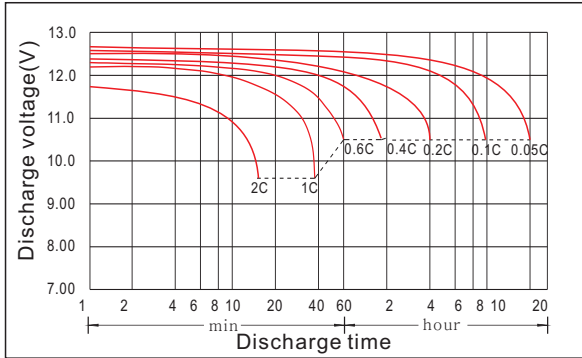
FV/Time	5min	10min	15min	30min	45min	1h	1.5h	2h	3h	4h	5h	6h	8h	10h	20h
1.60V	328	218	176	107	76.8	62.6	39.3	35.9	26.0	18.9	17.5	13.9	11.5	9.67	5.07
1.65V	317	216	171	105	76.3	62.2	38.9	35.7	25.8	18.7	17.3	13.8	11.4	9.57	5.05
1.70V	305	215	167	103	75.8	61.8	38.6	35.4	25.4	18.5	17.1	13.7	11.3	9.48	5.02
1.75V	280	212	161	102	74.6	60.8	38.2	34.9	25.1	18.3	16.9	13.5	11.2	9.39	5.00
1.80V	251	206	151	98.0	72.7	59.3	37.8	34.2	25.0	18.1	16.5	13.4	11.1	9.29	4.97
1.85V	224	191	134	89.4	67.3	54.9	36.6	32.5	23.5	17.6	15.7	13.0	10.7	9.01	4.89

Constant Power Discharge Characteristics Unit: W/cell (25°C, 77°F)

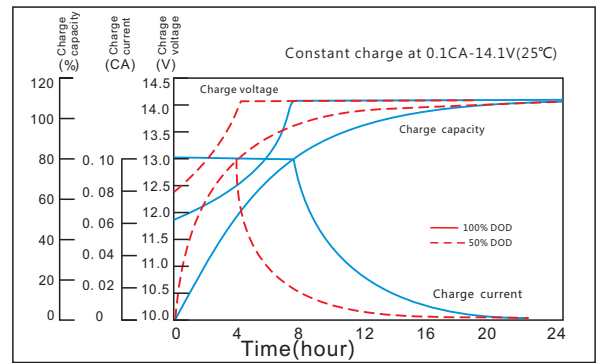
FV/Time	5min	10min	15min	30min	45min	1h	1.5h	2h	3h	4h	5h	6h	8h	10h	20h
1.60V	591	396	333	208	152	127	84.4	73.0	53.3	40.0	35.7	29.3	24.0	20.0	10.8
1.65V	568	393	328	206	151	126	83.6	72.8	52.6	39.6	35.5	29.0	23.8	19.8	10.8
1.70V	565	390	324	206	150	125	82.7	72.5	52.3	39.2	35.2	28.7	23.7	19.6	10.7
1.75V	527	387	322	205	149	124	81.9	72.1	52.0	38.8	35.0	28.5	23.5	19.4	10.7
1.80V	484	384	304	201	148	123	81.0	71.9	51.8	38.4	34.6	28.2	23.3	19.2	10.6
1.85V	432	359	272	184	138	115	79.8	68.7	49.3	37.8	33.0	27.7	22.5	18.9	10.5

JLG12-100TA

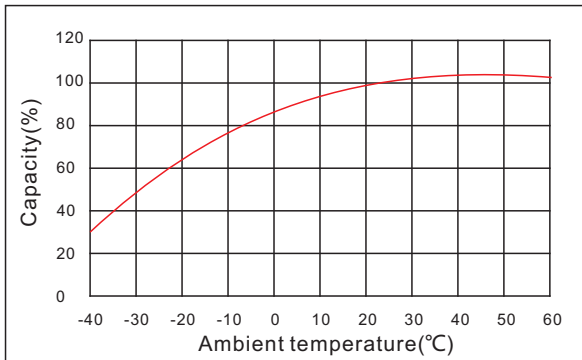
Discharge characteristic



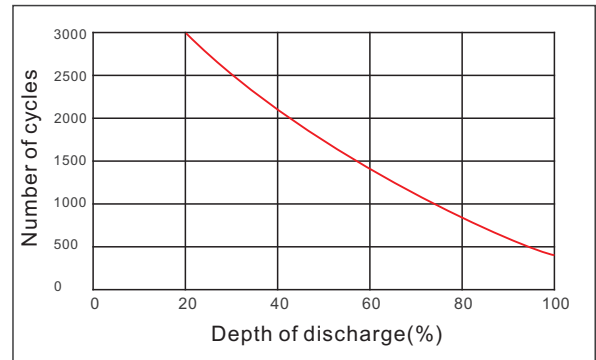
Charging characteristic



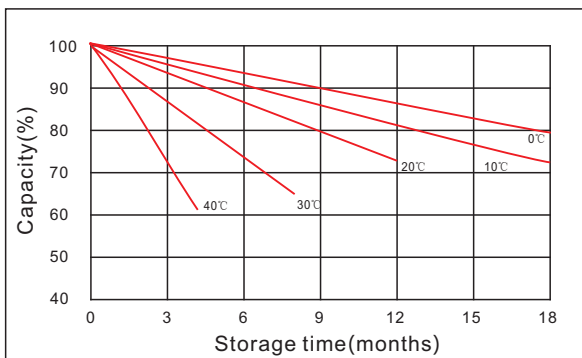
The effect of temperature on capacity



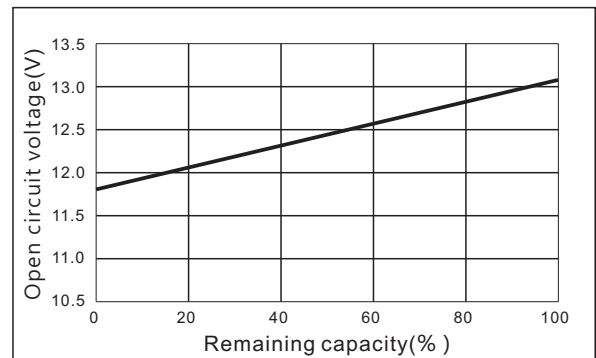
The effect of discharge depth on cycle life



Curves of self-discharge



Curves of open circuit voltage vs. capacity



www.kijo.com.cn info@kijo.com.cn

Jiangxi Jingjiu Power Science&Technology Co. Ltd.
Add: 1388 Fushan No.1 Street, Xiaolan Economic Development Zone, Nanchang City, Jiangxi Province, China.

+86-791-85982779 +86-791-85989842

Jiangxi Jingjiu Power (Jiujiang) Co. Ltd.
Add: Xiwang Rd, Aicheng Industrial Park, Yongxiu Country, Jiujiang City, Jiangxi Province, China.

