

## JLG12-135



### Applications

- > Solar / wind energy and other new energy storage
- > UPS/EPS
- > Power systems
- > Telecommunications system
- > Emergency lighting、Auto control system
- > Other general purpose

### General Features

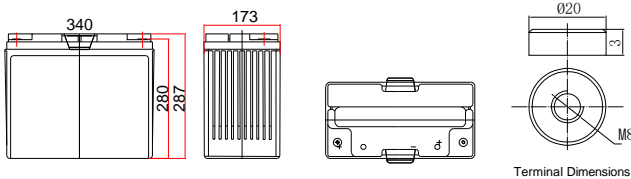
- > Nanosilica colloidal electrolyte and high tin positive plate alloy design to enhance battery performance
- > Relatively rich electrolyte, high temperature and low temperature performance is superior
- > Long cycle life, excellent deep cycle discharge ability
- > Excellent charge acceptance ability
- > Precision sealing technology
- > Long life

### Specification

Nominal Voltage	12V
Nominal Capacity	135Ah
Design life	10 years
Terminal	M8
Approx. Weight	Approx 38.0kg (83.78lbs)
Container Material	ABS
Rated Capacity	<b>135.0Ah</b> 20Hour Rate (6.75A to 10.5V)
	<b>109.5Ah</b> 3Hour Rate (36.5A to 10.2V)
	<b>80.0Ah</b> 1Hour Rate (80.0A to 9.6V)
Internal resistance	Full charged at 25°C: 7.0 mΩ
Max. Discharge Current	1620A(5S)
Operating Temperature	Discharge: -40 ~60°C(-40~ 140°F)
	Charge: -20 ~50°C(-4~ 122°F)
	Storage: -20 ~50°C(-4~ 122°F)



Dimension:340(L)×173(W)×280(H)×287(TH) Unit: mm



Charge Method (25 °C)	Charge current: Max. 33.75A ; Recom.13.5A
	Float Charge:13.5-13.8V,recom.13.5V(-18mV/ °C)
	Equalize charge:13.8-14.1V,recom.14.1V(-24mV/ °C)
	Cycle charge:14.4-15.0V,recom.14.4V(-30mV/ °C)
Self discharge	3% of capacity declined per month at 25°C

### Constant Current Discharge Characteristics Unit: A (25°C, 77°F)

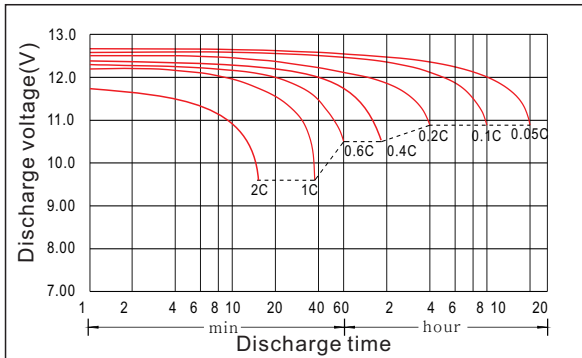
FV/Time	5min	10min	15min	30min	45min	1h	1.5h	2h	3h	4h	5h	6h	8h	10h	20h
1.60V	419	278	225	130	98.1	80.0	55.0	45.9	37.4	26.4	25.1	19.5	16.0	13.5	6.85
1.65V	405	277	218	128	97.5	79.5	54.5	45.7	37.1	26.1	24.9	19.3	15.9	13.4	6.82
1.70V	390	275	213	125	96.8	78.9	53.9	45.3	36.5	25.9	24.6	19.1	15.7	13.3	6.78
1.75V	358	271	206	124	95.4	77.8	53.4	44.6	36.1	25.6	24.3	18.9	15.6	13.1	6.75
1.80V	321	264	193	119	93.0	75.8	52.9	43.8	35.9	25.4	23.7	18.7	15.6	13.0	6.72
1.85V	287	244	171	108	86.1	70.2	51.3	41.6	33.8	24.6	22.6	18.2	14.9	12.6	6.60

### Constant Power Discharge Characteristics Unit: W/cell (25°C, 77°F)

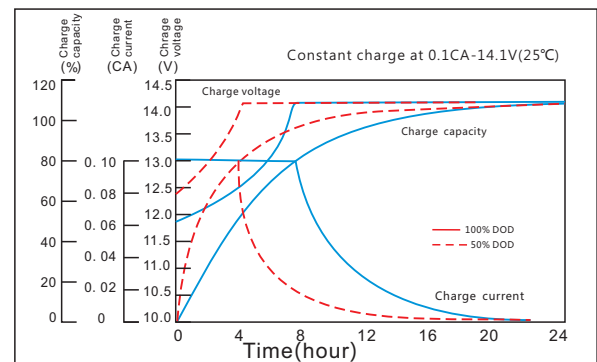
FV/Time	5min	10min	15min	30min	45min	1h	1.5h	2h	3h	4h	5h	6h	8h	10h	20h
1.60V	706	474	398	235	182	152	110	86.7	71.2	52.0	47.6	38.1	31.2	26.0	13.6
1.65V	678	470	392	233	181	151	108	86.5	70.3	51.4	47.3	37.7	30.9	25.7	13.5
1.70V	674	466	387	233	179	149	107	86.2	69.9	50.8	47.0	37.3	30.8	25.4	13.4
1.75V	629	461	384	231	177	148	107	85.7	69.4	50.6	46.7	37.1	30.6	25.3	13.4
1.80V	576	457	362	225	176	147	105	85.4	69.3	50.0	46.1	36.7	30.3	25.0	13.3
1.85V	511	424	322	206	163	136	104	81.6	65.9	49.1	44.1	36.0	29.3	24.6	13.2

## JLG12-135

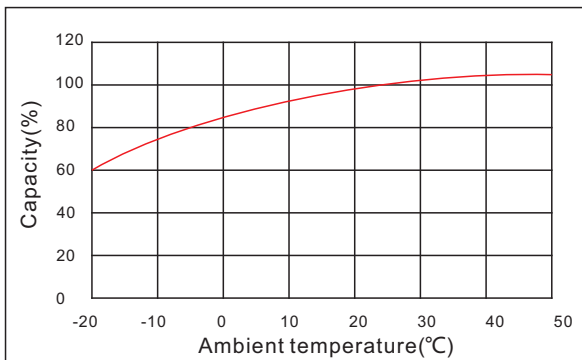
Discharge characteristic



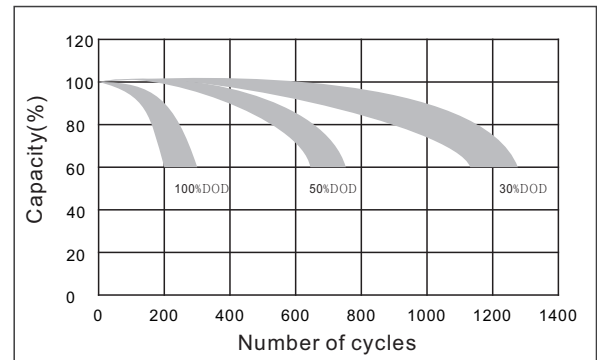
Charging characteristic



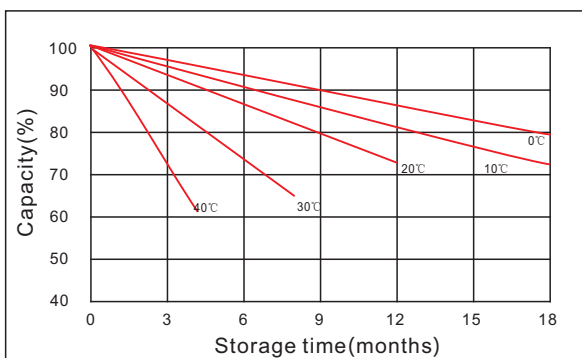
The effect of temperature on capacity



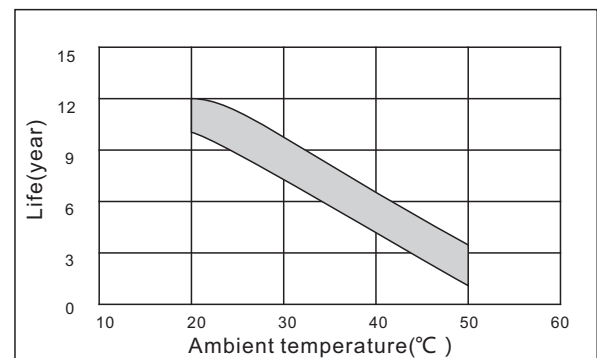
The effect of discharge depth on cycle life



Curves of self-discharge



The effect of temperature on float life



[www.kijo.com.cn](http://www.kijo.com.cn)    [info@kijo.com.cn](mailto:info@kijo.com.cn)

**Jiangxi Jingjiu Power Science&Technology Co. Ltd.**  
Add: 1388 Fushan No.1 Street, Xiaolan Economic Development Zone, Nanchang City, Jiangxi Province, China.

+86-791-85982779    +86-791-85989842

**Jiangxi Jingjiu Power ( Jiujiang ) Co. Ltd.**  
Add: Xiwang Rd, Aicheng Industrial Park, Yongxiu Country, Jiujiang City, Jiangxi Province, China.

