

JM12-250

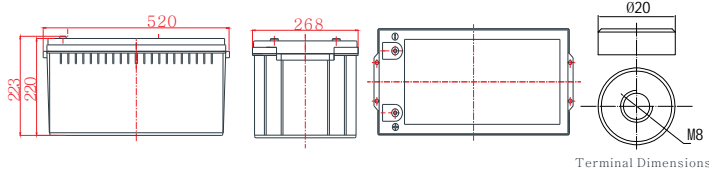


General Features

- High corrosion resistant performance: Pb-Ca multi-alloy grid
- High energy density and power density
- Optimized capability of instant high-current discharging
- Excellent charge acceptance ability
- Excellent deep cycle discharge capability
- Strong high and low temperature performance
- Precision sealing technology
- Long life



Dimension: 520(L) × 268(W) × 220(H) × 223(TH) Unit: mm



Terminal Dimensions

Applications

- UPS/EPS
- Power systems
- Telecommunications system
- Emergency lighting, Auto control system
- Solar/wind generating storage cyclic
- Other general purpose

Specification

Nominal Voltage	12V
Nominal Capacity	250Ah
Design life	10 years
Terminal	M8
Approx. Weight	Approx 71.0kg (156.53lbs)
Container Material	ABS
Rated Capacity	250.0Ah 10Hour Rate (25.0A to 10.8V)
	205.2Ah 3Hour Rate (68.4A to 10.2V)
	168.0Ah 1Hour Rate (168A to 9.60V)
Internal resistance	Full charged at 25°C: 3.8 mΩ
Max. Discharge Current	3000A(5S)
Operating Temperature	Discharge: -20 ~50°C (-4 ~ 122°F)
	Charge: -20 ~50°C (-4 ~ 122°F)
	Storage: -20 ~50°C (-4 ~ 122°F)
Charge current:	Max. 62.5A ; Recom.25A
Charge Method (25 °C)	Float Charge: 13.5-13.8V, recom. 13.8V (-18mV/ °C)
	Equalize charge: 13.8-14.1V, recom. 14.1V (-24mV/ °C)
	Cycle charge: 14.4-15.0V, recom. 14.7V (-30mV/ °C)
Self discharge	3% of capacity declined per month at 25°C

Constant Current Discharge Characteristics Unit: A (25°C, 77°F)

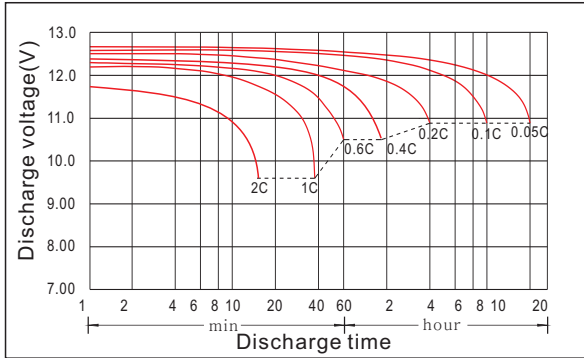
FV/Time	5min	10min	15min	30min	45min	1h	1.5h	2h	3h	4h	5h	6h	8h	10h	20h
1.60V	880	585	473	288	206	168	106	96.5	70.1	50.7	47.0	37.5	30.9	26.0	13.7
1.65V	851	581	459	283	205	167	105	96.0	69.3	50.3	46.6	37.2	30.6	25.8	13.6
1.70V	819	578	449	278	204	166	104	95.3	68.4	49.7	46.1	36.8	30.4	25.5	13.5
1.75V	755	571	434	276	201	164	103	93.8	67.6	49.3	45.6	36.5	30.1	25.3	13.5
1.80V	673	553	405	264	195	159	102	92.1	67.1	48.8	44.3	36.0	29.9	25.0	13.4
1.85V	604	515	361	241	182	148	98.8	87.5	63.2	47.4	42.1	35.0	28.7	24.3	13.2

Constant Power Discharge Characteristics Unit: W/cell (25°C, 77°F)

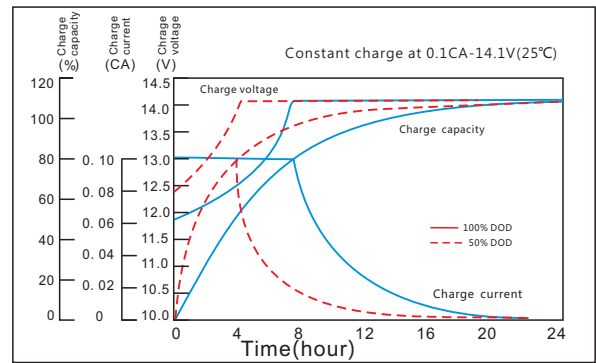
FV/Time	5min	10min	15min	30min	45min	1h	1.5h	2h	3h	4h	5h	6h	8h	10h	20h
1.60V	1480	992	834	521	382	318	211	183	133	100	89.2	73.3	60.0	50.0	27.0
1.65V	1425	986	819	516	379	316	209	182	132	99.0	88.7	72.6	59.5	49.5	26.9
1.70V	1415	977	809	516	376	313	207	181	131	98.0	88.0	71.9	59.3	49.0	26.8
1.75V	1322	970	804	514	373	311	205	180	130	97.0	87.5	71.1	58.5	48.5	26.6
1.80V	1212	961	760	501	370	308	203	180	130	96.0	86.5	70.4	58.3	48.0	26.5
1.85V	1074	892	680	460	343	286	200	172	123	94.6	82.6	69.4	56.3	47.3	26.3

JM12-250

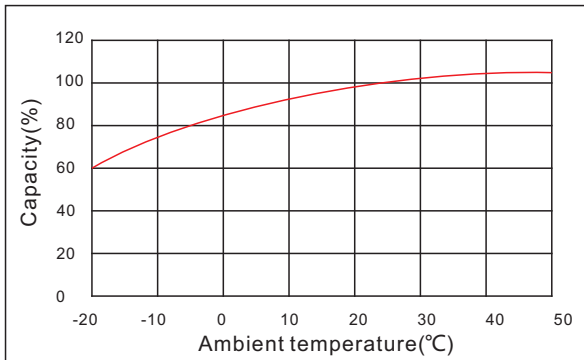
Discharge characteristic



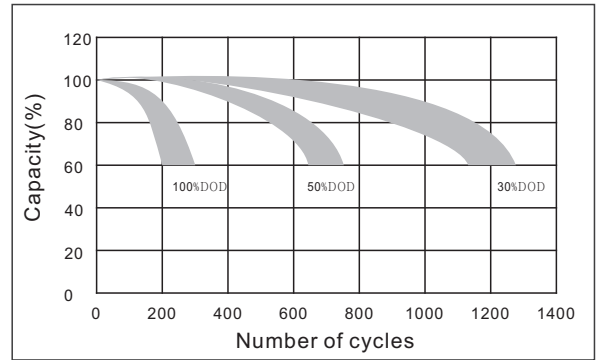
Charging characteristic



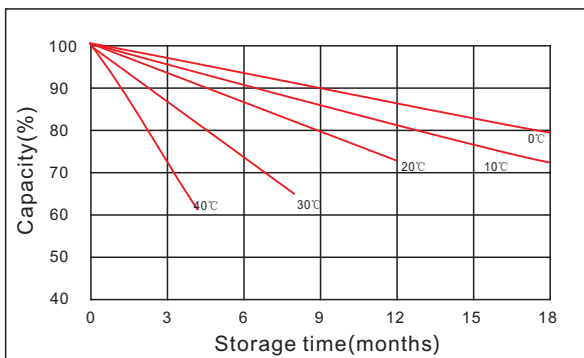
The effect of temperature on capacity



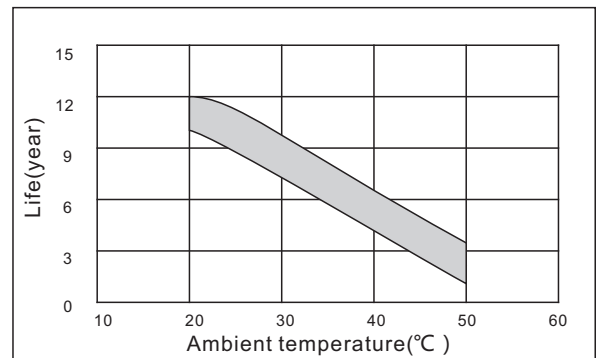
The effect of discharge depth on cycle life



Curves of self-discharge



The effect of temperature on float life



www.kijo.com.cn info@kijo.com.cn

Jiangxi Jingjiu Power Science&Technology Co. Ltd.
Add: 1388 Fushan No.1 Street, Xiaolan Economic Development Zone, Nanchang City, Jiangxi Province, China.

+86-791-85982779 +86-791-85989842

Jiangxi Jingjiu Power (Jiujiang) Co. Ltd.
Add: Xiwang Rd, Aicheng Industrial Park, Yongxiu Country, jiujiang City, Jiangxi Province, China.

